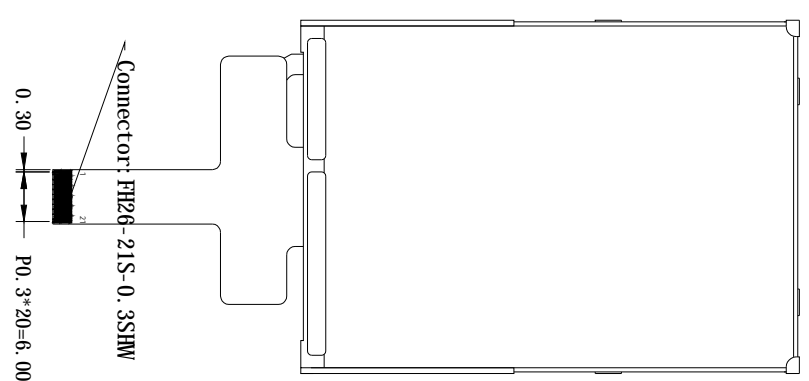
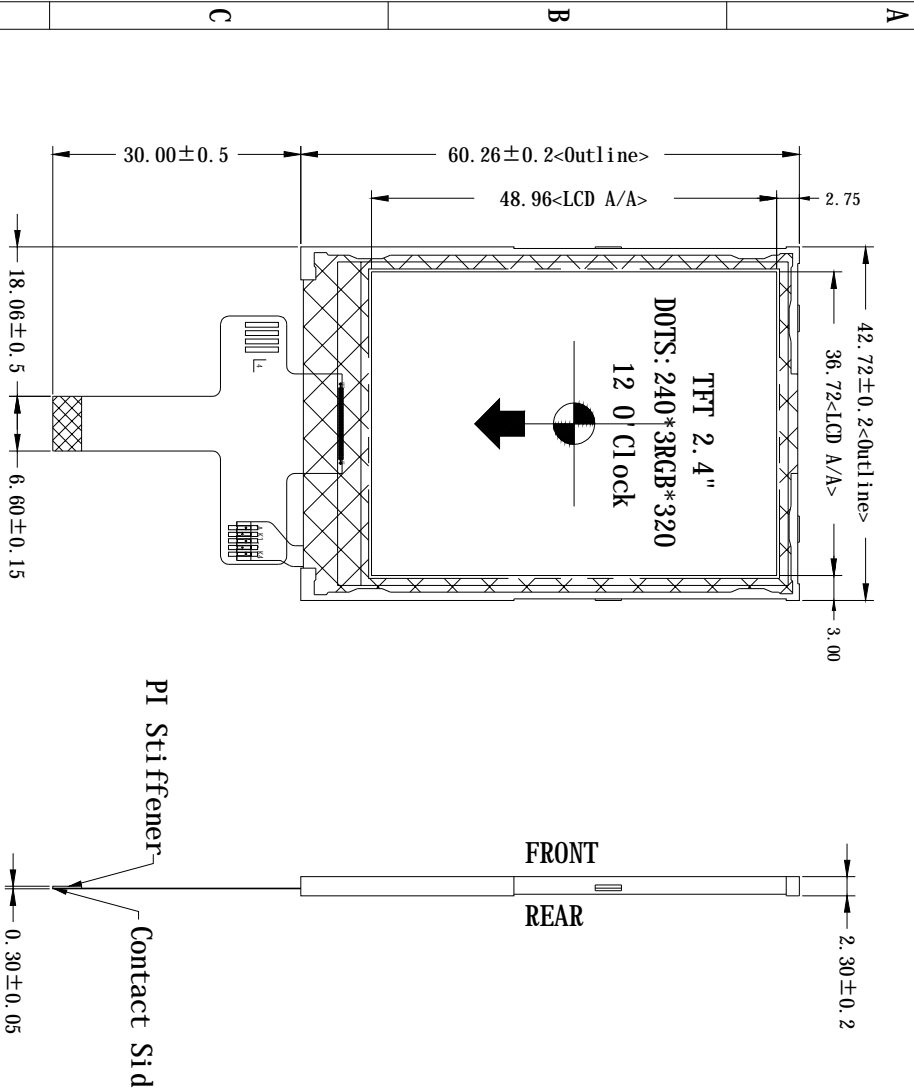
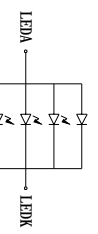


\*\*\* Do not display the fixed pattern for a long time because it may develop image sticking due to the LCM structure. If the screen is displayed with fixed pattern, use a screen saver. It is recommended to display the fixed mode for no more than 2 minutes or less.



PIN NO.	SIGNAL	PIN NO.	SIGNAL
1	LED_K	21	GND
2	LED_A		
3	GND		
4	DO_N		
5	DO_P		
6	GND		
7	CLK_N		
8	CLK_P		
9	GND		
10	RESET		
11	TE		
12	VCI		
13	VCI		
14	IOWCC		
15	GND		
16	RTP_XL		
17	RTP_YU		
18	RTP_XR		
19	RTP_YD		
20	GND		

*1. LCD Display Type	TFT, Transmissive, Normally White
*2. Viewing Direction	6.0° Clock
*3. Interface	MPI Video mode
*4. Operating Voltage	VCI=2.8V, IOWCC=1.8V(Typ)
*5. Operating Temp	-20° C~70° C
*6. Storage Temp	-30° C~80° C
*7. Driver IC	ST7782M
*8. Backlight	WHITE VF=3.2V IF=80mA(Typ)
*9. LCM Brightness	400 cd/m <sup>2</sup> (Typ)



Dwg Title:		TFT-H02402QV1STAN21	
Scale	1:1	Unit	mm
Ver:	A/0	Drawn:	Liu
Date:		2019-03-29	

